


A sequence of six code blocks for drawing a letter. The first three blocks are: a green 'up' block with a blue '2' block below it; a green 'right with dots' block with a purple '120°' block below it; and a green 'up' block with a blue '2' block below it. The next three blocks are: a green 'down' block; a green 'left with dots' block with a purple '60°' block below it; and a green 'down' block. Below the blocks is a 2x6 grid of dots on a light yellow background.




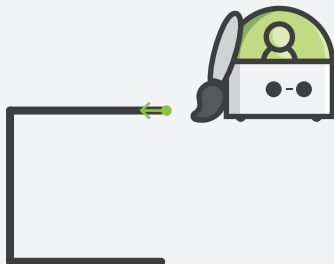


4



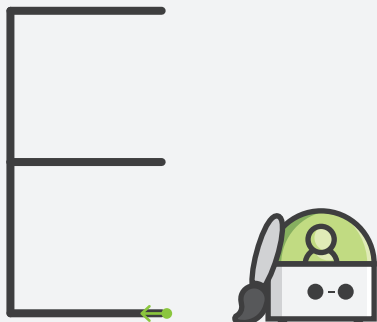
4









A Scratch-style code editor with two rows of code blocks. The first row contains five blocks: a dark green 'Repeat' block with a play icon and the number '3', a light green 'Move Up' block, a light green 'Move Right' block with three dots, a dark green 'Repeat' block with a square icon and the number '3', and another light green 'Move Right' block with three dots. The second row contains four blocks: a dark green 'Repeat' block with a play icon and the number '3', a light green 'Move Up' block, a light green 'Move Right' block with three dots, and a dark green 'Repeat' block with a square icon and the number '3'. Below the code blocks are six small grey circles representing a drawing area.



The image shows a Scratch-style block editor with two rows of code blocks. The first row is enclosed in a blue 'Repeat 3' block. Inside this block, from left to right, are: a 'Play' block (dark green with a white play button icon), an 'Up' block (light green with a white up arrow icon), a 'Turn Left' block (light green with a white left arrow and three dots icon), another 'Repeat 3' block (dark green with a white square and circular arrows icon), and a final 'Turn Left' block (light green with a white left arrow and three dots icon). The second row is enclosed in a blue 'Repeat 2' block. Inside this block, from left to right, are: a 'Play' block, an 'Up' block, a 'Turn Left' block, and a 'Repeat 3' block. The background is a light beige color with faint grid lines and dots.




2 2

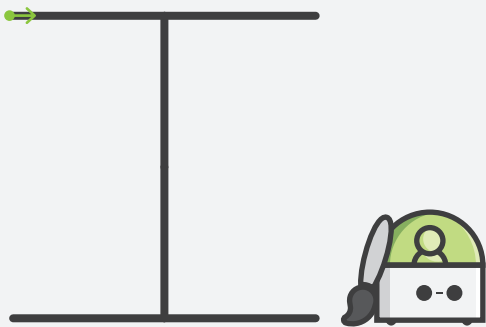


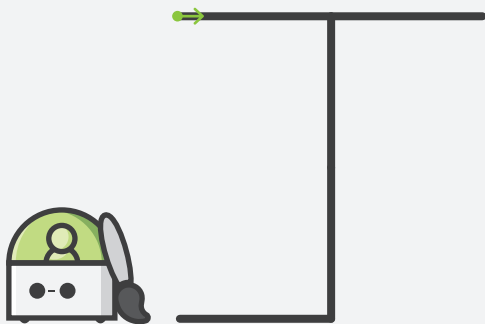



3 2




A coding workspace with a grid of blocks. The top row contains six green blocks: an up arrow, a down arrow, a right arrow with three dots, an up arrow, a right arrow with three dots, and an up arrow. Below the first and fourth blocks are blue blocks with the number '2'. The second row contains two green blocks with down arrows, followed by four empty slots with grey dots. The third row contains six empty slots with grey dots.

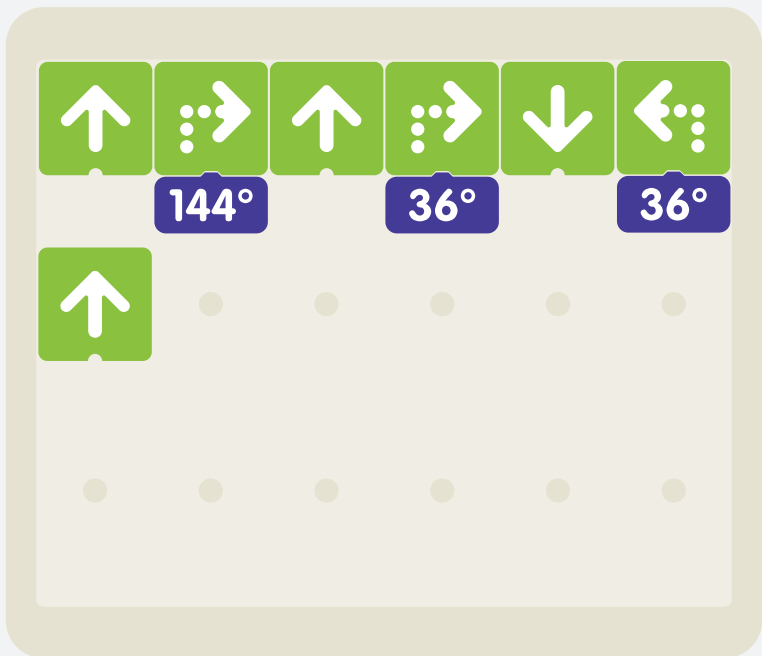






A 6x3 grid of dots. In the top-left corner, there are three green blocks: the first contains an upward arrow, the second contains a leftward arrow with three dots, and the third contains an upward arrow. Below the first green block is a blue block containing the number '2'.















4

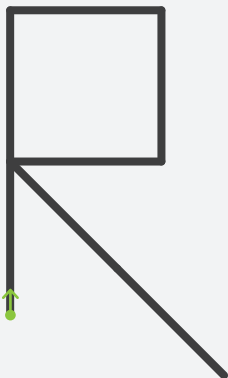


4 2 45°


2



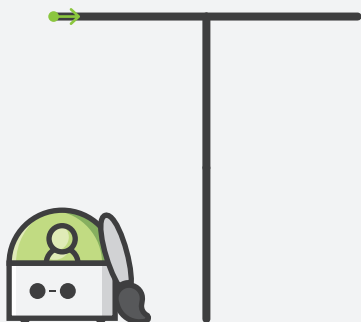
A coding workspace with a grid of blocks. The top row contains five blocks: an upward arrow, a play button with a circular arrow, an upward arrow, a rightward arrow with three dots, and a square with a circular arrow. Below the second block is a blue block with the number '4'. The second row contains two blocks: a leftward arrow with three dots and a downward arrow. Below the first block of the second row is a purple block with '60°', and below the second block is a blue block with the number '2'. The rest of the grid is empty.



A large light beige rounded rectangle containing a grid of green directional icons. The top row has six icons: up, left, up, left, up, and right. The second row has three icons: up, left, and down, followed by three empty slots with grey dots. The bottom row has six empty slots with grey dots.



A 6x3 grid workspace for drawing. The top row contains four green blocks: an up arrow with a blue '2' below it, a down arrow, a right arrow with three dots above it, and another up arrow with a blue '2' below it. The rest of the grid is empty with faint dots.



A sequence of five green square blocks. The first, third, and fifth blocks contain a white upward arrow icon. The second and fourth blocks contain a white leftward arrow icon with three dots to its right. Below the first and fifth blocks are blue rounded rectangles containing the white number '2'. Below the entire sequence is a 2x5 grid of light gray dots.



